PQ-L INOX

Aspiratori centrifughi pale rovesce per aria pulita o polverosa

Backward curved blade centrifugal fans for clean or dusty air

DESCRIZIONE

I ventilatori della serie **PQ-L INOX** trovano la loro principale applicazione negli impianti industriali per Il trasporto di materiali solidi in miscela con aria, trucioli e segatura con ventilatore non attraversato da materiale.

GAMMA

Diametri da 400 a 1.400 mm
Portate da 2.900 a 79.200 m³/h
La serie prevede esecuzioni direttamente accoppiate (esecuzione 4) e a trasmissione (esecuzione 1, 9 e 12).

TEMPERATURA DI ESERCIZIO

Aria pulita e fumi leggermente polverosi con temperature da -10°C a +60°C nella configurazione standard, e fino a 300°C con costruzioni speciali.

COSTRUZIONE

- Cassa a spirale, boccaglio di aspirazione e girante con pale rovesce curve realizzati in acciaio inox AISI 304/316L.
- Per esecuzione 1 – 9 – 12: supporto monoblocco realizzato in fusione di ghisa, con cuscinetti a sfera, progettati per agevolare le operazioni di lubrificazione. Cinghie di trasmissione, pulegge e supporto motore. Carter di protezione per le cinghie.

MOTORE

Motore asincrono trifase a norme internazionali IEC 60034, IEC 60072, EMC 2014/30/UE, LVD 2014/35/UE e marcato CE IP55, classe F, idonei ad un servizio S1 (funzionamento continuo a carico costante).

ACCESSORI

- Controflangia per bocca aspirante
- Controflangia per bocca premente
- Rete di protezione per bocca aspirante
- Rete di protezione per bocca premente
- Giunto antivibrante per bocca aspirante
- Giunto antivibrante per bocca premente

DESCRIPTION

The **PQ-L INOX** series of fans find their main application in industrial plants for the transport of solid materials mixed with air, chips and sawdust with the fan not being traversed by material.

RANGE

Diameters from 400 to 1,400 mm
Airflow from 2,900 to 79,200 m³/h
The series includes directly coupled (version 4) and transmission versions (versions 1, 9 and 12).

OPERATING TEMPERATURE

Temperatures from -10°C to +60°C in the standard configuration, and up to 300°C with special constructions.

CONSTRUCTION

- Volute casing, suction nozzle and single inlet impeller with backward curved blades made of inox stainless steel AISI 304/316L.
- For execution 1 – 9 – 12: mono-block support in cast iron with ball bearings, designed for easy lubrication. Pulleys, belts and motor support. Belt protection guard.

MOTOR

Asynchronous three-phase motors according to international standards IEC 60034, IEC 60072, EMC 2014/30/UE, LVD 2014/35/UE, CE marked, IP 55, class F, suitable to S1 service (continuous working at constant load).

ACCESSORIES

- Inlet counter-flange
- Outlet counter-flange
- Inlet protection guard
- Outlet protection guard
- Inlet flexible connector
- Outlet flexible connector

VERSIONI | VERSIONS

PQ-L
Versione per temperatura aria standard da -10 a +60°C
Version for standard air temperature from -10 to +60°C

PQ-L ATEX
Versione antideflagrante secondo la Direttiva 2014/34/UE
Explosion-proof version according to Directive 2014/34/UE

PQ-L AT
Versione idonea al trasporto di gas caldi, max 150°C (PQ-L/AT es 4) e max 300°C (PQ-L/AT es 1-12)
Version suitable for transporting hot gases, max. 150°C (PQ-L/AT arrangement 4) and max. 300°C (PQ-L/AT arrangement 1-12)

CAMPO D'IMPIEGO | OPERATION FIELD

Questo grafico ha il solo scopo di rappresentare le aree di funzionamento dei modelli disponibili. Per una selezione precisa utilizzare i grafici prestazionali presenti di seguito oppure contattate il nostro servizio tecnico commerciale.

This graph is only meant to represent the operating areas of the available models. For an accurate selection please use the performance graphs below or contact our technical sales department.

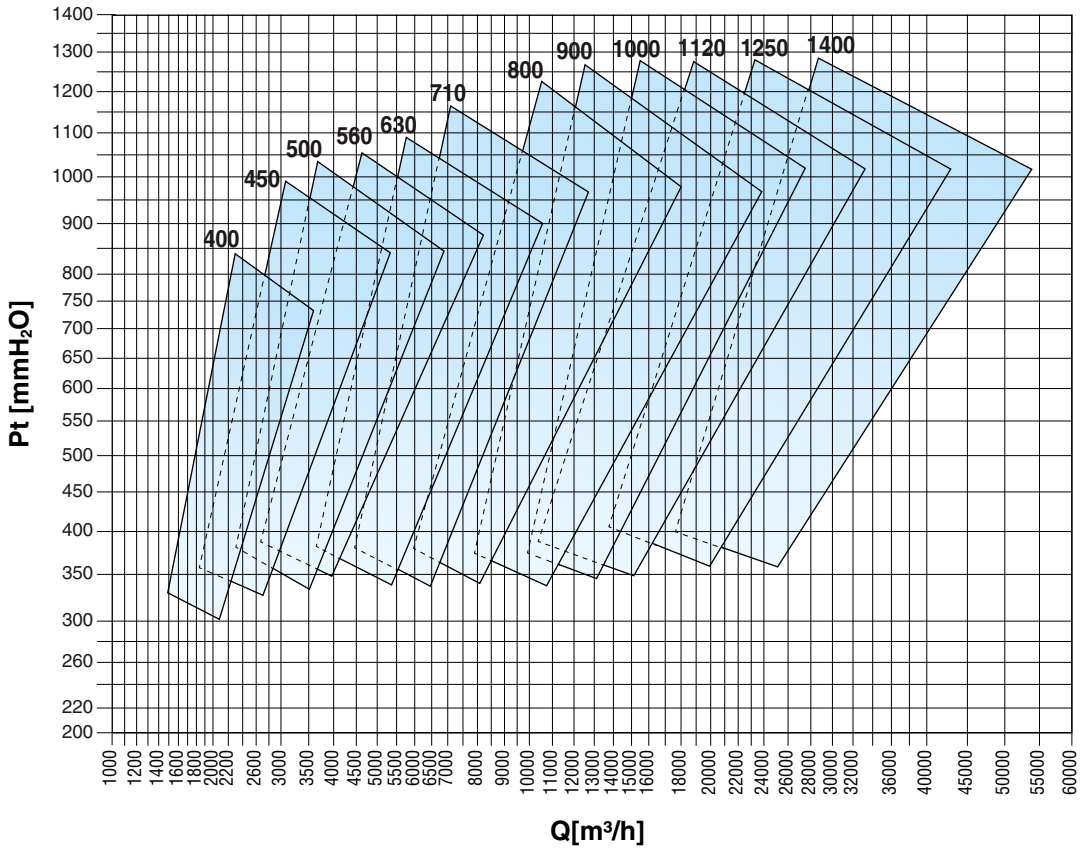

Grandezza ventilatore Fan size	RPM MAX			
	Classe I	Classe II	Classe III	Classe IV
PQ-L INOX 400 R	4100	5800		
PQ-L INOX 400	4000	5600		
PQ-L INOX 450 R	3750	5400		
PQ-L INOX 450	3600	5000		
PQ-L INOX 500 R	3500	4750		
PQ-L INOX 500	3400	4500		
PQ-L INOX 560 R	3300	4250	4750	
PQ-L INOX 560	3200	4000	4500	
PQ-L INOX 630 R	3100	3750	4250	
PQ-L INOX 630	2970	3600	4000	
PQ-L INOX 710 R	2800	3400	3750	
PQ-L INOX 710	2600	3200	3550	
PQ-L INOX 800 R	2500	3000	3350	3570
PQ-L INOX 800	2350	2800	3150	3500
PQ-L INOX 900 R	2200	2650	3000	3300
PQ-L INOX 900	2100	2500	2800	3100
PQ-L INOX 1000 R	2000	2350	2700	
PQ-L INOX 1000	1900	2250	2550	
PQ-L INOX 1120 R	1800	2150	2400	
PQ-L INOX 1120	1700	2000	2250	
PQ-L INOX 1250 R	1600	1900	2100	
PQ-L INOX 1250	1500	1800	2000	
PQ-L INOX 1400 R	1400	1700	1900	
PQ-L INOX 1400	1300	1600	1800	

VALORI RPM VALIDI FINO A 60°C
RPM VALUES VALID UP TO 60°C

Fra | Between	E | And	Declassare velocità Degrade speed
60°C	100°C	4%
100°C	150°C	10%
150°C	200°C	16%
200°C	250°C	23%
250°C	300°C	30%
300°C	350°C	37%
350°C	400°C	45%
400°C	450°C	54%
450°C	500°C	64%

PRESTAZIONI | PERFORMANCE

Le curve prestazionali rappresentate nel presente catalogo sono state ricavate eseguendo prove sui ventilatori in accordo alla normativa ISO 5801 "Metodi di prova e condizioni di accettazione" (che sostituisce la ISO 1053:1995 ed è in accordo con la UNI EN ISO 5801:2009). Per eseguire le prove i ventilatori sono stati installati secondo quanto previsto per la categoria B: con bocca d'aspirazione libera e bocca premente collegata al banco prova. L'efficienza dei ventilatori è conforme all'obiettivo del regolamento (UE) N.327/2011, come richiesto dalla Direttiva 2009/125/CE.
The performance curves given in this catalogue were calculated by performing tests on fans in compliance with ISO 5801 "Test methods and terms of acceptance" (which replaces UNI 10531:1995 and complies with UNI EN ISO 5801:2009). To carry out the tests the fans were installed in compliance with the requirements for category B: with free inlet and outlet connected to the test station. The fan efficiency conforms to the objective of Regulation (EU) N.327/2011, as required by Directive 2009/125/EC.

Lw La determinazione del livello di potenza sonora è stata condotta secondo la norma UNI EN ISO 3746: 1997 (Metodo di controllo con una superficie avvolgente su un piano riflettente). Alle misure sono state applicate correzioni in funzione del rumore di fondo e del riverbero ambientale.
Measurement of the sound power level was carried out in compliance with UNI EN ISO 3746: 1997 (Survey method using an enveloping measurement surface over a reflecting plane). The measurements were subjected to corrections to take account of background noise and ambient reverberation levels.

PQ-L INOX 400

Code	Tipo Type	Modello Model	U	P	Pm (kW)	In (A)	IE3	IP/CL
A RICHIESTA UPON REQUEST	PQ-L INOX	402 R	T	2	2,2	4,90	✓	55/F
		402	T	2	3	6,40	✓	55/F

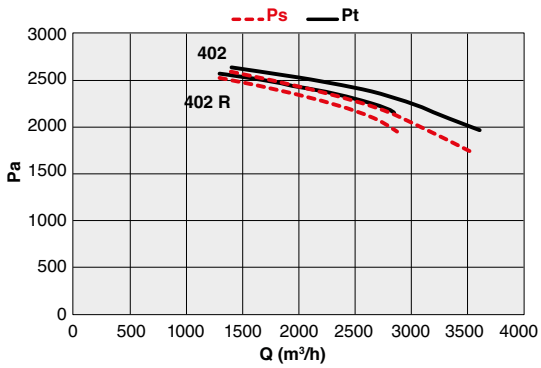

PQ-L INOX 450

Code	Tipo Type	Modello Model	U	P	Pm (kW)	In (A)	IE3	IP/CL
A RICHIESTA UPON REQUEST	PQ-L INOX	452 R	T	2	4	8,50	✓	55/F
		452	T	2	5,5	10,60	✓	55/F

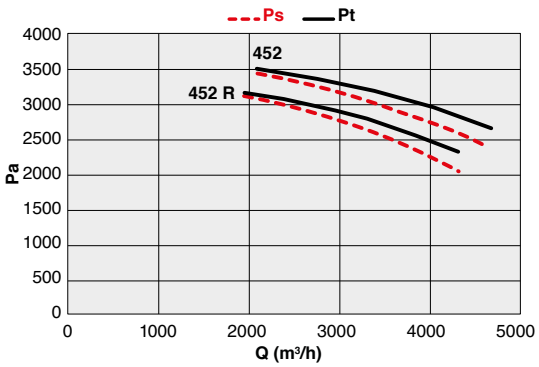

I codici si riferiscono a modelli con esecuzione 4 e LG270 | The item codes are relative to fans in arrangement 4 and LG270

PQ-L INOX 500

Code	Tipo Type	Modello Model	U	P	Pm (kW)	In (A)	IE3	IP/CL
A RICHIESTA UPON REQUEST	PQ-L INOX	502 R	T	2	7,5	14,10	✓	55/F
		502	T	2	11	20,40	✓	55/F

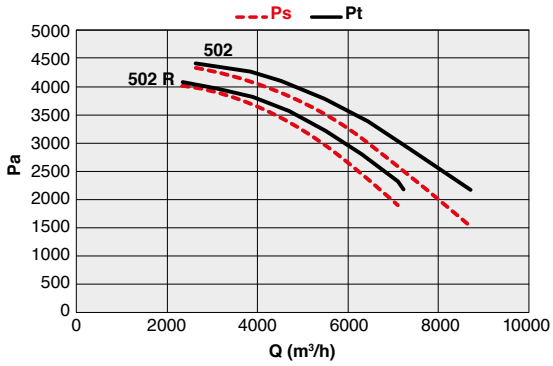

PQ-L INOX 560

Code	Tipo Type	Modello Model	U	P	Pm (kW)	In (A)	IE3	IP/CL
A RICHIESTA UPON REQUEST	PQ-L INOX	562 R	T	2	11	20,40	✓	55/F
		562	T	2	15	27,50	✓	55/F
		564 R	T	4	1,5	3,60	✓	55/F
		564	T	4	2,2	5,40	✓	55/F

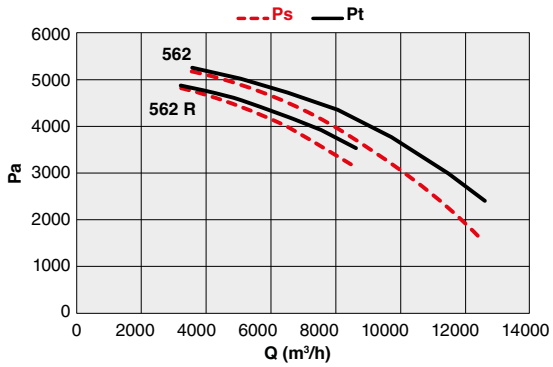

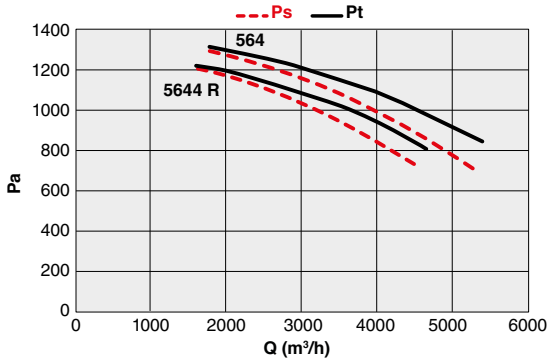

I codici si riferiscono a modelli con esecuzione 4 e LG270 | The item codes are relative to fans in arrangement 4 and LG270

PQ-L INOX 630

Code	Tipo Type	Modello Model	U	P	Pm (kW)	In (A)	IE3	IP/CL
A RICHIESTA UPON REQUEST	PQ-L INOX	632 R	T	2	22	39,50	✓	55/F
		632	T	2	30	53,50	✓	55/F
		634 R	T	4	3	6,80	✓	55/F
		634	T	4	4	8,50	✓	55/F

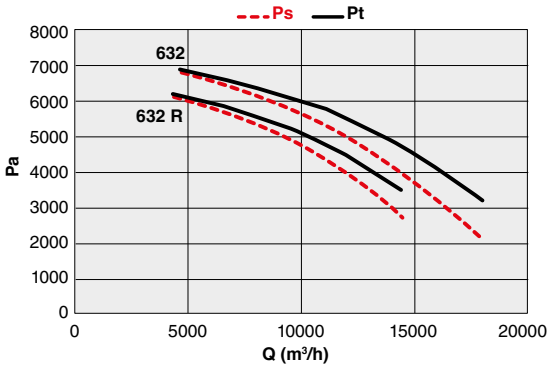

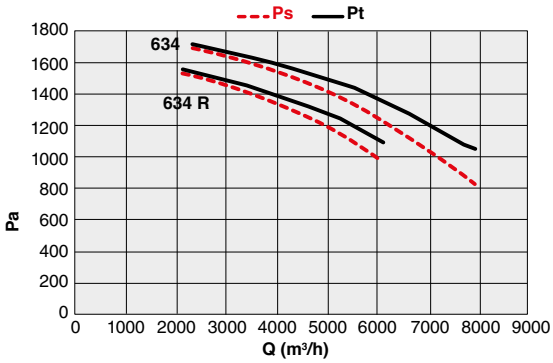

PQ-L INOX 710

Code	Tipo Type	Modello Model	U	P	Pm (kW)	In (A)	IE3	IP/CL
A RICHIESTA UPON REQUEST	PQ-L INOX	712 R	T	2	37	65,00	✓	55/F
		712	T	2	45	78,00	✓	55/F
		714 R	T	4	4	11,30	✓	55/F
		714	T	4	5,5	8,50	✓	55/F

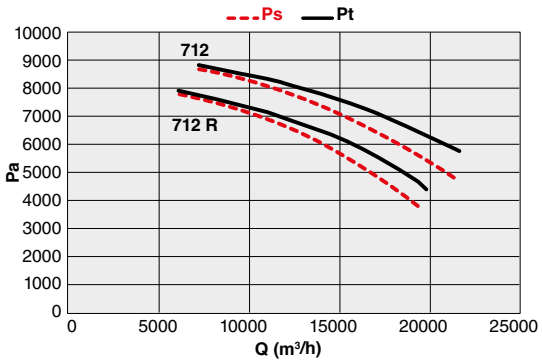

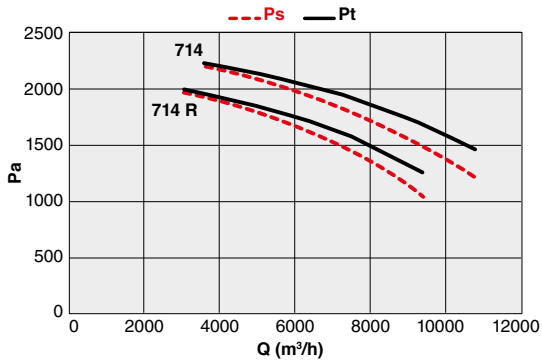

I codici si riferiscono a modelli con esecuzione 4 e LG270 | The item codes are relative to fans in arrangement 4 and LG270

PQ-L INOX 800

Code	Tipo Type	Modello Model	U	P	Pm (kW)	In (A)	IE3	IP/CL
A RICHIESTA UPON REQUEST	PQ-L INOX	802 B	T	2	75	127,69	✓	55/F
		802 A	T	2	90	153,09	✓	55/F
		804 R	T	4	7,5	14,70	✓	55/F
		804	T	4	11	22,00	✓	55/F

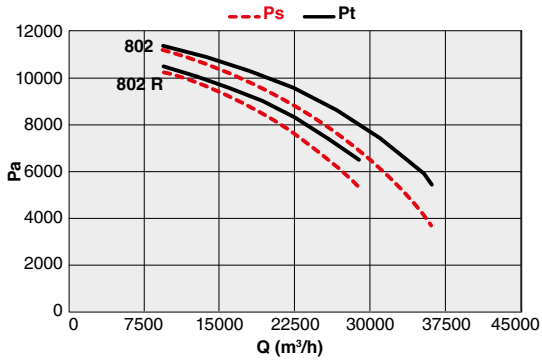

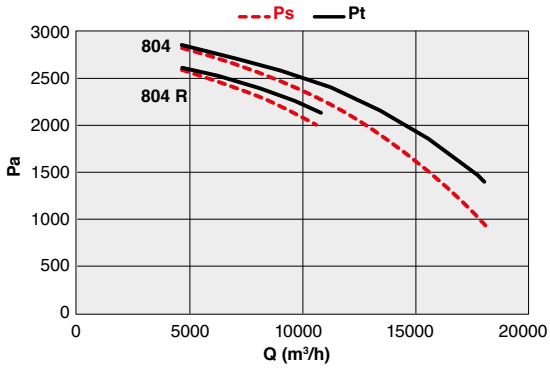

PQ-L INOX 900

Code	Tipo Type	Modello Model	U	P	Pm (kW)	In (A)	IE3	IP/CL
A RICHIESTA UPON REQUEST	PQ-L INOX	902 R	T	2	132	218,75	✓	55/F
		902	T	2	160	262,63	✓	55/F
		904 R	T	4	15	29,00	✓	55/F
		904	T	4	22	41,00	✓	55/F
		906 R	T	6	4	9,10	✓	55/F
		906	T	6	5,5	12,30	✓	55/F

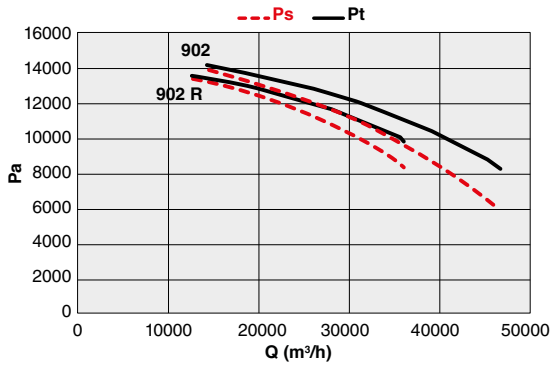

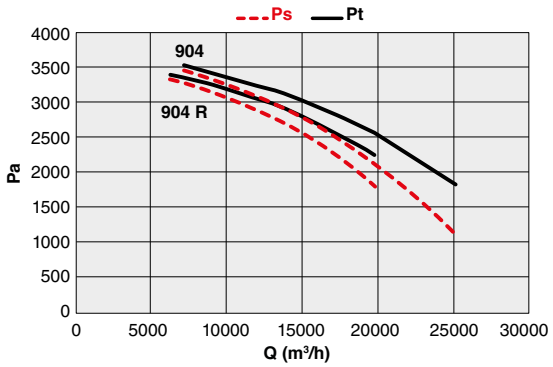

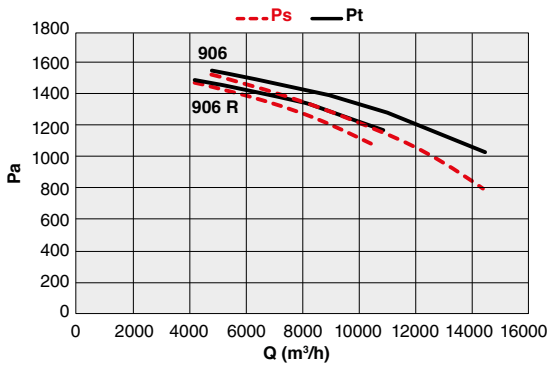

PQ-L INOX 1000

Code	Tipo Type	Modello Model	U	P	Pm (kW)	In (A)	IE3	IP/CL
A RICHIESTA UPON REQUEST	PQ-L INOX	1004 R	T	4	30	56,50	✓	55/F
		1004	T	4	37	68,00	✓	55/F
		1006 R	T	6	7,5	15,20	✓	55/F
		1006	T	6	11	22,00	✓	55/F

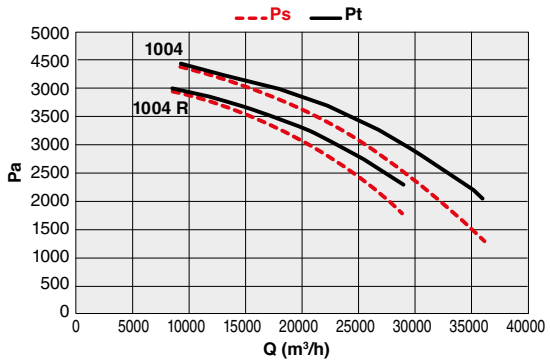

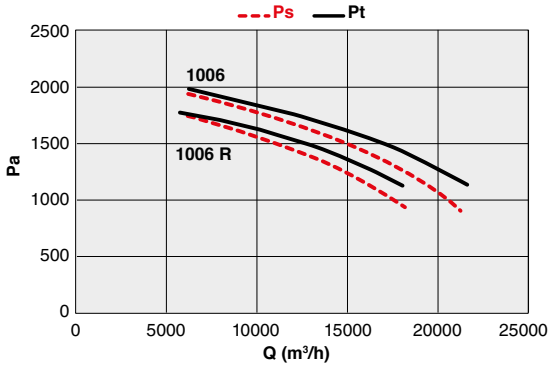

PQ-L INOX 1100

Code	Tipo Type	Modello Model	U	P	Pm (kW)	In (A)	IE3	IP/CL
A RICHIESTA UPON REQUEST	PQ-L INOX	1124 R	T	4	45	80,50	✓	55/F
		1124	T	4	55	97,61	✓	55/F
		1126 R	T	6	15	29,00	✓	55/F
		1126	T	6	18,5	35,28	✓	55/F

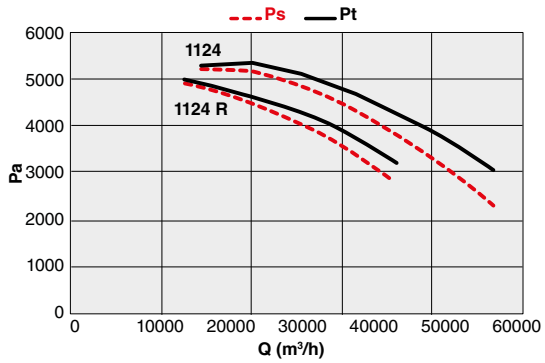

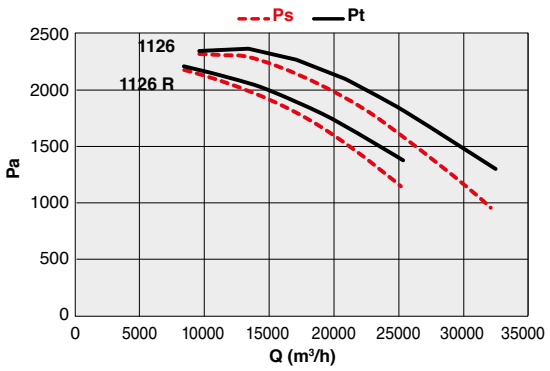

I codici si riferiscono a modelli con esecuzione 4 e LG270 | The item codes are relative to fans in arrangement 4 and LG270

PQ-L INOX 1200

Code	Tipo Type	Modello Model	U	P	Pm (kW)	In (A)	IE3	IP/CL
A RICHIESTA UPON REQUEST	PQ-L INOX	**1254 R**	T	4	75	134,00	✓	55/F
		1254	T	4	110	189,80	✓	55/F
		1256 R	T	6	22	42,50	✓	55/F
		1256	T	6	30	55,62	✓	55/F

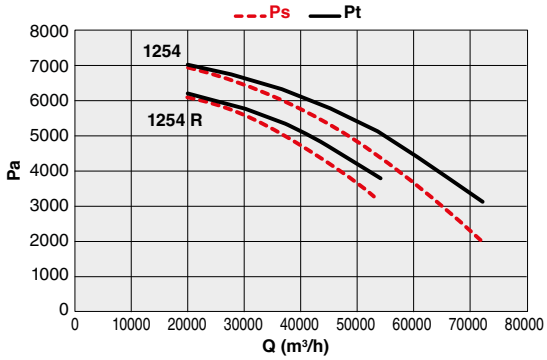

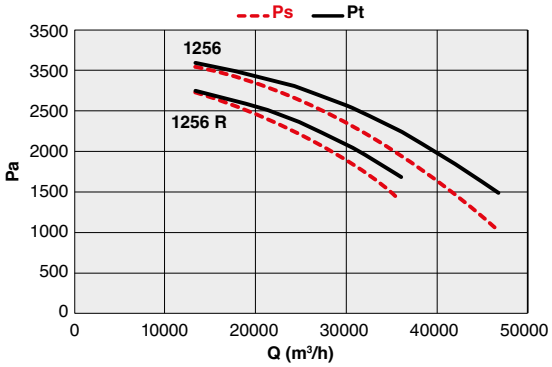

PQ-L INOX 1400

Code	Tipo Type	Modello Model	U	P	Pm (kW)	In (A)	IE3	IP/CL
A RICHIESTA UPON REQUEST	PQ-L INOX	**1404 R**	T	4	132	224,09	✓	55/F
		1404	T	4	160	276,24	✓	55/F
		1406 R	T	6	37	68,00	✓	55/F
		1406	T	6	55	96,24	✓	55/F

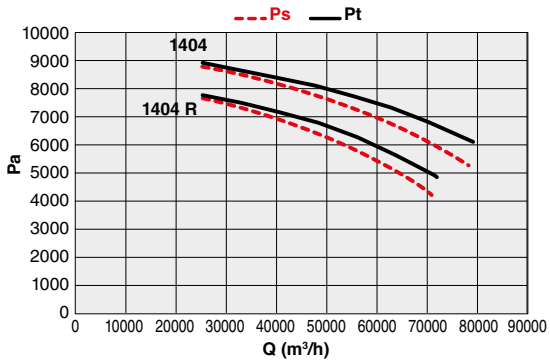

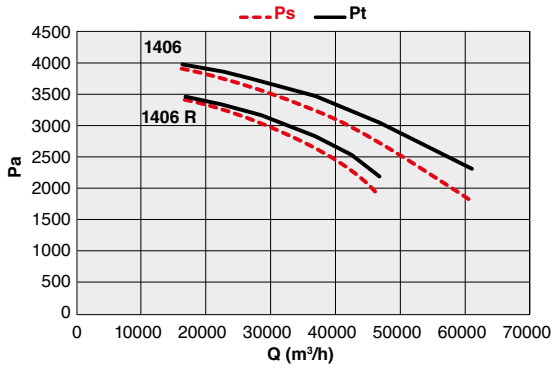

DIMENSIONI | DIMENSIONS mm

ESECUZIONE 4
ARRANGEMENT 4

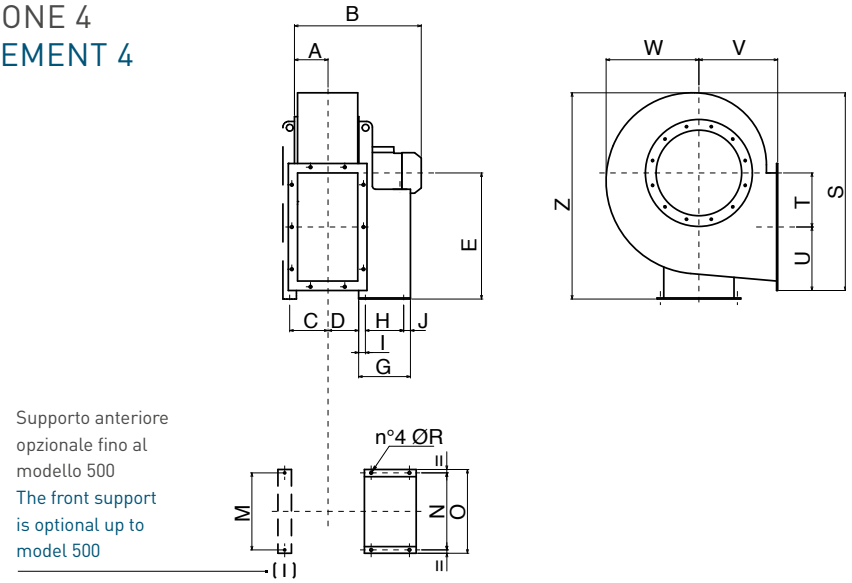

PQ-L INOX 250-500

TIPO | TYPE	A	B	C	D	E	G	H	I	J	M	N	O	ØR	Z	S	T	U	V	W
PQ-L INOX 402 R	105	511	123	97	500	251	133	58	60	445	234	260	12	815	798	319	164	285	400
PQ-L INOX 402	105	536	123	97	500	251	133	34	52	445	289	324	12	815	798	319	164	285	400
PQ-L INOX 452 R	115	580	133	107	560	285	197	34	54	495	289	324	12	914	895	357	184	320	445
PQ-L INOX 452	115	622	133	107	560	285	197	44	64	495	337	372	12	914	895	357	184	320	445
PQ-L INOX 502 R	130,5	640	145	119	600	345	237	44	64	545	337	372	12	1000	997	396	201	360	502
PQ-L INOX 502	130,5	780	145	119	600	345	237	55	54	545	395	440	14	1000	997	396	201	360	502

DIMENSIONI | DIMENSIONS mm

ESECUZIONE 4
ARRANGEMENT 4

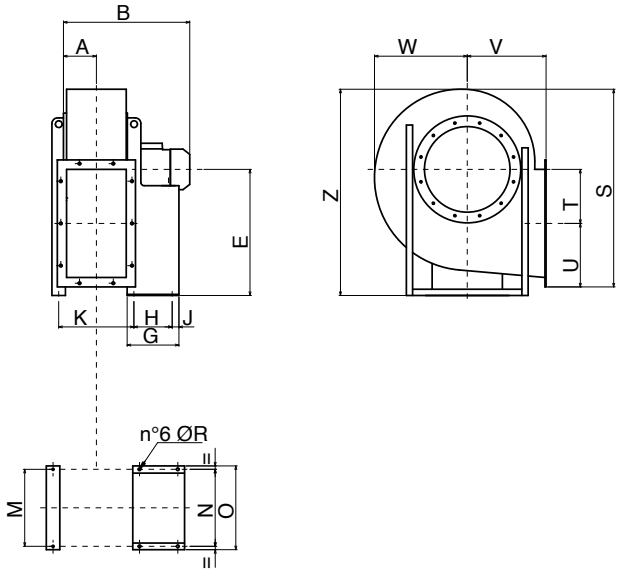

PQ-L INOX 560-1400

TIPO | TYPE	A	B	E	G	H	J	K	N	O	ØR	M	Z	S	T	U	V	W
PQ-L INOX 562 R	142	792	670	446	337	54	340	395	440	14	632	1154	1141	436	221	400	570
PQ-L INOX 562	142	792	670	446	337	54	340	395	440	14	632	1154	1141	436	221	400	570
PQ-L INOX 564 R	142	595	670	251	133	60	345	234	260	10	632	1154	1141	436	221	400	570
PQ-L INOX 564	142	626	670	251	197	54	320	289	324	12	632	1154	1141	436	221	400	570
PQ-L INOX 632 R	158	948	750	465	357	38	392	434	488	18	702	1290	1272	490	242	450	630
PQ-L INOX 632	158	1012	750	509	381	48	402	506	568	20	702	1290	1272	490	242	450	630
PQ-L INOX 634 R	158	657	750	281	197	54	352	289	324	12	702	1290	1272	490	242	450	630
PQ-L INOX 634	158	678	750	281	197	54	352	289	324	12	702	1290	1272	490	242	450	630
PQ-L INOX 712 R	185	1049	850	500	401	39	415	772	826	20	772	1427	1402	558	267	500	690
PQ-L INOX 712	185	1091	850	540	441	39	415	772	826	20	772	1427	1402	558	267	500	690
PQ-L INOX 714 R	185	715	850	277	151	65	415	772	826	20	772	1427	1402	558	267	500	690
PQ-L INOX 714	185	755	850	337	201	76	415	772	826	20	772	1427	1402	558	267	500	690
PQ-L INOX 802 R	199	1370	950	690	591	39	454	862	926	20	862	1621	1590	625	294	560	782
PQ-L INOX 802	199	1370	950	690	591	39	454	862	926	20	862	1621	1590	625	294	560	782
PQ-L INOX 804 R	199	813	950	336	201	75	454	862	926	20	862	1621	1590	625	294	560	782
PQ-L INOX 804	199	918	950	436	316	60	454	862	926	20	862	1621	1590	625	294	560	782
PQ-L INOX 902 R	221	1516	1060	800	675	39	497	962	1026	20	962	1780	1758	703	335	630	870
PQ-L INOX 902	221	1516	1060	800	675	39	497	962	1026	20	962	1780	1758	703	335	630	870
PQ-L INOX 904 R	221	962	1060	436	316	60	497	962	1026	20	962	1780	1758	703	335	630	870
PQ-L INOX 904	221	1094	1060	460	361	39	497	962	1026	20	962	1780	1758	703	335	630	870
PQ-L INOX 906 R	221	857	1060	336	201	75	497	962	1026	20	962	1780	1758	703	335	630	870
PQ-L INOX 906	221	857	1060	336	201	75	497	962	1026	20	962	1780	1758	703	335	630	870
PQ-L INOX 1004 R	246	1219	1180	500	400	45	541	1056	1128	20	1056	1993	1973	791	369	710	976
PQ-L INOX 1004	246	1252	1180	540	440	45	541	1056	1128	20	1056	1993	1973	791	369	710	976
PQ-L INOX 1006 R	246	1030	1180	436	315	66	541	1056	1128	20	1056	1993	1973	791	369	710	976
PQ-L INOX 1006	246	1030	1180	436	315	66	541	1056	1128	20	1056	1993	1973	791	369	710	976
PQ-L INOX 1124 R	277	1315	1320	540	415	45	632	1178	1268	24	1178	2252	2232	891	409	800	1084
PQ-L INOX 1124	277	1423	1320	600	475	45	632	1178	1268	24	1178	2252	2232	891	409	800	1084
PQ-L INOX 1126 R	277	1216	1320	460	335	45	632	1178	1268	24	1178	2252	2232	891	409	800	1084
PQ-L INOX 1126	277	1273	1320	500	375	45	632	1178	1268	24	1178	2252	2232	891	409	800	1084
PQ-L INOX 1254 R	310	1488	1500	690	565	45	694	1310	1400	24	1310	2547	2511	1003	461	900	1214
PQ-L INOX 1254	310	1700	1500	800	675	45	694	1310	1400	24	1310	2547	2511	1003	461	900	1214
PQ-L INOX 1256 R	310	1335	1500	500	375	45	694	1310	1400	24	1310	2547	2511	1003	461	900	1214
PQ-L INOX 1256	310	1377	1500	540	415	45	694	1310	1400	24	1310	2547	2511	1003	461	900	1214
PQ-L INOX 1404 R	344	1890	1700	800	645	55	783	1450	1560	24	1450	2845	2770	1116	509	1000	1325
PQ-L INOX 1404	344	1890	1700	800	645	55	783	1450	1560	24	1450	2845	2770	1116	509	1000	1325
PQ-L INOX 1406 R	344	1585	1700	600	475	55	783	1450	1560	24	1450	2845	2770	1116	509	1000	1325
PQ-L INOX 1406	344	1600	1700	690	535	55	783	1450	1560	24	1450	2845	2770	1116	509	1000	1325

DIMENSIONI | DIMENSIONS mm

ESECUZIONE 1
ARRANGEMENT 1

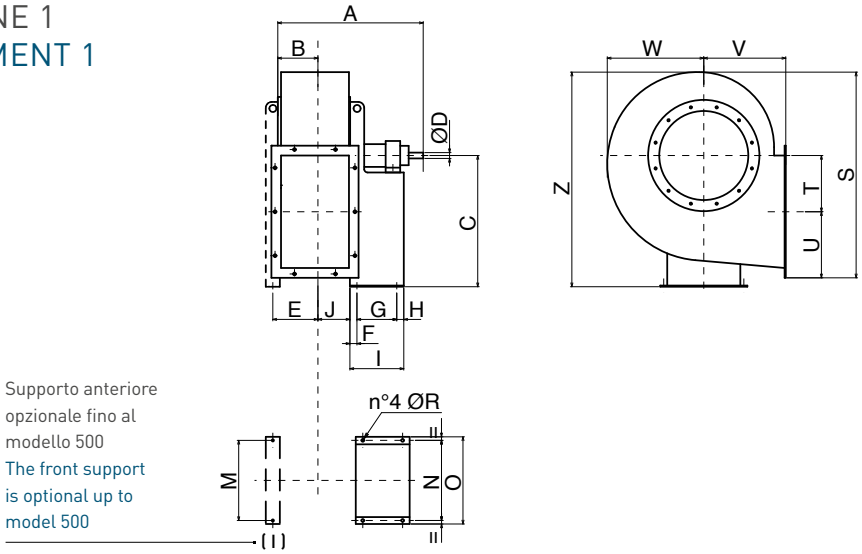

PQ-L INOX 400-500

TIPO | TYPE	A	B	C	ØD	E	F	G	H	I	J	M	N	O	ØR	S	T	U	V	W	Z
PQ-L INOX 400	805	105	500	38	123	50	407	28	485	97	445	355	400	14	798	319	164	285	400	815
PQ-L INOX 450	820	115	560	38	133	50	407	28	485	107	495	355	400	14	895	357	184	320	445	914
PQ-L INOX 500	956	131	600	42	145	50	477	33	560	119	545	364	418	17	997	396	201	360	502	1000

ESECUZIONE 1
ARRANGEMENT 1

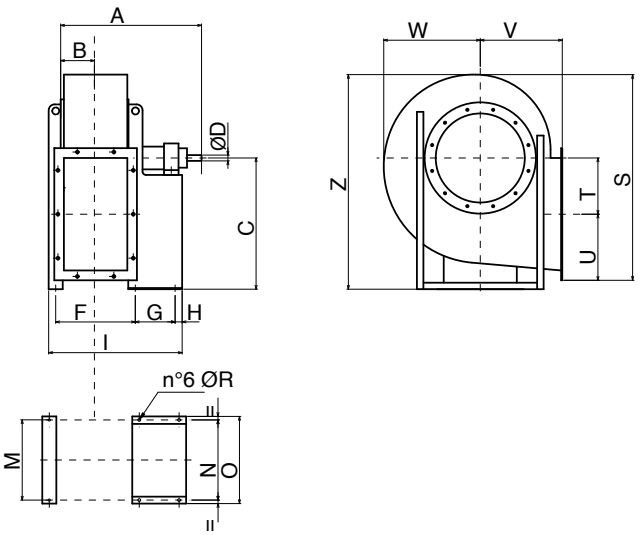

PQ-L INOX 560-1400

TIPO | TYPE	A	B	C	ØD	F	G	H	I	M	N	O	ØR	S	T	U	V	W	Z
PQ-L INOX 560	1031	142	670	48	341	477	33	873	632	632	692	17	1141	436	221	400	570	1155
PQ-L INOX 630	1069	158	750	48	372	477	33	905	702	702	762	17	1272	490	242	450	630	1290
PQ-L INOX 710	1158	185	670	48	415	551	39	1032	772	772	826	19	1402	558	267	500	690	1428
PQ-L INOX 800	1214	199	755	55	454	551	39	1091	862	862	926	19	1590	625	294	560	782	1622
PQ-L INOX 900	1257	221	850	55	497	551	39	1134	962	962	1026	19	1758	703	335	630	870	1781
PQ-L INOX 1000	1449	246	950	65	541	607	45	1260	1056	1056	1128	19	1973	791	369	710	976	1993
PQ-L INOX 1120	1649	277	1060	75	632	760	45	1492	1178	1178	1268	24	2232	891	409	800	1084	2252
PQ-L INOX 1250	1710	310	1190	75	694	760	45	1554	1310	1310	1400	24	2511	1003	461	900	1214	2548
PQ-L INOX 1400	1887	344	1320	80	783	780	55	1703	1450	1450	1560	24	2770	1116	509	1000	1325	2845

DIMENSIONI | DIMENSIONS mm

BOCCA ASPIRANTE | INTEL CONE

TIPO | TYPE	ØR	ØS	ØT	n° F	Ø G
PQ-L INOX 400	255	292	325	8	10
PQ-L INOX 450	285	332	365	8	12
PQ-L INOX 500	320	366	400	8	12
PQ-L INOX 560	360	405	440	8	12
PQ-L INOX 630	405	448	485	12	12
PQ-L INOX 710	455	497	535	12	12
PQ-L INOX 800	505	551	585	12	14
PQ-L INOX 900	565	629	665	12	14
PQ-L INOX 1000	635	698	735	12	14
PQ-L INOX 1120	715	775	815	16	14
PQ-L INOX 1250	805	861	905	16	14
PQ-L INOX 1400	905	958	1005	16	14
PQ-L INOX 1600	1007	1067	1107	24	14

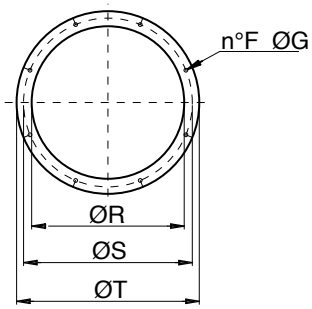

BOCCA PREMENTE | OUTLET CONE

TIPO | TYPE	A	B	a1	b1	a2	b2	N1 x p	N2 x p	n° D	Ø E
PQ-L INOX 400	258	185	292	219	328	255	1x112	2x112	10	12
PQ-L INOX 450	288	205	332	249	368	285	1x125	2x125	10	12
PQ-L INOX 500	322	229	366	273	402	309	1x125	2x125	10	12
PQ-L INOX 560	361	256	405	300	441	336	1x125	2x125	10	12
PQ-L INOX 630	404	288	448	332	484	368	2x125	3x125	14	12
PQ-L INOX 710	453	322	497	366	533	402	2x125	3x125	14	12
PQ-L INOX 800	507	361	551	405	587	441	2x125	3x125	14	12
PQ-L INOX 900	569	404	629	464	669	504	2x160	3x160	14	14
PQ-L INOX 1000	638	453	698	513	738	553	2x160	3x160	14	14
PQ-L INOX 1120	715	507	775	567	815	607	2x160	4x160	16	14
PQ-L INOX 1250	801	569	871	639	921	689	2x200	3x200	14	14
PQ-L INOX 1400	898	638	968	708	1018	758	3x200	4x200	18	14
PQ-L INOX 1600	1007	715	1077	785	1127	835	3x200	4x200	18	14

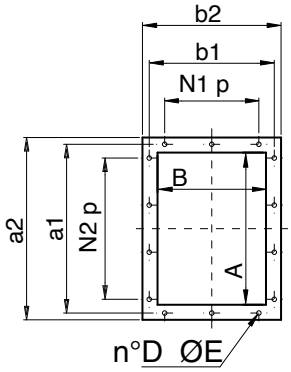

DIMENSIONI E ORIENTAMENTI mm

DIMENSIONS AND DISCHARGE ANGLES

Dimensioni dei modelli secondo l'orientamento.
Dimensions of models according to the discharge angle.

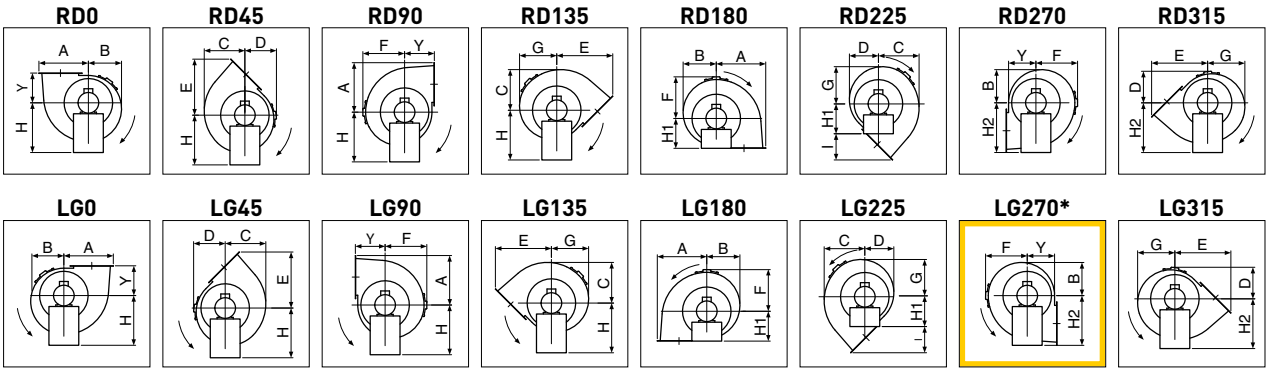

* Versione standard | Standard version.

TIPO | TYPE	A	B	C	D	E	F	G	I	Y	H	H1	H2
PQ-L INOX 400	483	315	387	306	543	400	353	258	285	500	285	500
PQ-L INOX 450	541	354	435	342	609	445	398	289	320	560	320	560
PQ-L INOX 500	597	400	490	380	676	502	450	316	360	600	360	600
PQ-L INOX 560	657	485	555	425	747	570	542	347	400	670	400	670
PQ-L INOX 630	732	540	619	476	836	630	603	386	450	750	450	750
PQ-L INOX 710	825	578	719	497	937	690	662	437	500	670	500	850
PQ-L INOX 800	919	672	811	562	1045	782	749	485	560	755	560	950
PQ-L INOX 900	1038	721	905	633	1179	870	835	549	630	850	630	1060
PQ-L INOX 1000	1160	813	1015	718	1322	976	936	612	710	950	710	1180
PQ-L INOX 1120	1300	932	1123	793	1487	1084	1037	687	800	1060	800	1320
PQ-L INOX 1250	1464	1048	1270	898	1671	1214	1163	771	900	1190	900	1500
PQ-L INOX 1400	1625	1145	1395	990	1856	1325	1272	856	1000	1320	1000	1700
PQ-L INOX 1600	1814	1277	1572	1085	2075	1500	1434	955	1120	1500	1120	1900

PESI | WEIGTHS

Modello | Model	Kg*
PQ-L INOX 402 R	73
PQ-L INOX 402	81
PQ-L INOX 452 R	107
PQ-L INOX 452	136
PQ-L INOX 502 R	145
PQ-L INOX 502	210
PQ-L INOX 562 R	227
PQ-L INOX 562	240
PQ-L INOX 564 R	165
PQ-L INOX 564	169
PQ-L INOX 632 R	315
PQ-L INOX 632	400
PQ-L INOX 634 R	180
PQ-L INOX 634	190
PQ-L INOX 712 R	492

Modello | Model	Kg*
PQ-L INOX 712	602
PQ-L INOX 714 R	249
PQ-L INOX 714	272
PQ-L INOX 802 R	800
PQ-L INOX 802	860
PQ-L INOX 804 R	370
PQ-L INOX 804	415
PQ-L INOX 902 R	1065
PQ-L INOX 902	1090
PQ-L INOX 904 R	495
PQ-L INOX 904	576
PQ-L INOX 906 R	441
PQ-L INOX 906	450
PQ-L INOX 1004 R	794
PQ-L INOX 1004	893

Modello | Model	Kg*
PQ-L INOX 1006 R	613
PQ-L INOX 1006	626
PQ-L INOX 1124 R	1032
PQ-L INOX 1124	1132
PQ-L INOX 1126 R	836
PQ-L INOX 1126	861
PQ-L INOX 1254 R	1442
PQ-L INOX 1254	1770
PQ-L INOX 1256 R	900
PQ-L INOX 1256	1287
PQ-L INOX 1404 R	2340
PQ-L INOX 1404	2345
PQ-L INOX 1406 R	1819
PQ-L INOX 1406	2058

* Pesi indicativi | Indicative weights

LATO ASPIRANTE | INLET SIDE

Flangia - Rete - Giunto | Flange - Guard - Flexible connector

Flangia Flange	Rete Guard	Giunto Connector	Tipo Type	ØR	ØS	ØT	n° F	ØG	L
5B01323	**5RE4050**	**5SU1096**	**400**	255	292	325	8	10	145
5B01364	**5RE1027**	**5SU3147**	**450**	285	332	365	8	12	145
5B01334	**5RE1002**	**5SU3101**	**500**	320	366	400	8	12	145
5B01330	**5RE1022**	**5SU3500**	**560**	360	405	440	8	12	145
5B01347	**5RE5606**	**5SU1102**	**630**	405	448	485	12	12	145
5B08105	**5RE1046**	**5SU1406**	**710**	455	497	535	12	12	145
5B01380	**5RE1180**	**5SU1180**	**800**	505	551	585	12	14	180
5B08087	**5RE1016**	**5SU8004**	**900**	565	629	665	12	14	180
5B01391	**5RE1013**	**5SU9000**	**1000**	635	698	735	12	14	180
5B08101	**5RE1015**	**5SU1100**	**1120**	715	775	815	16	14	180
5B01357	**5RE0815**	**5SU8000**	**1250**	805	861	905	16	14	180
5B01359	**5RE0090**	**5SU9002**	**1400**	905	958	1005	16	14	230
5B01408	**5RE1010**	**5SU1144**	**1600**	1007	1067	1107	24	14	230
5B01398	**5RE1011**	**5SU1145**	**1120**	1130	1200	1250	24	14	230
5B01409	**5RE1014**	**5SU1146**	**1250**	1260	1337	1380	24	17	230
5B01404	**5RE1012**	**5SU3077**	**1400**	1420	1491	1540	32	17	230

Dimensioni in mm | Dimensions in mm

FLANGIA | FLANGE

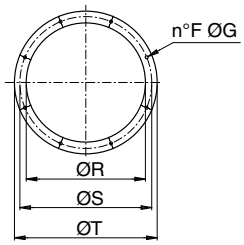

RETE | GUARD

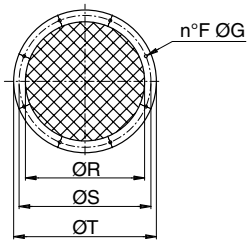

GIUNTO | FLEXIBLE CONNECTOR

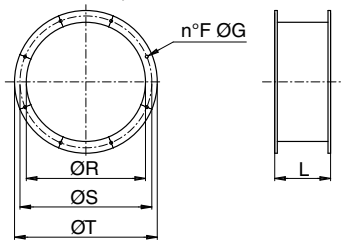

LATO PREMENTE | OUTLET SIDE

Flangia - Rete - Giunto | Flange - Guard - Flexible connector

FLANGIA
FLANGE

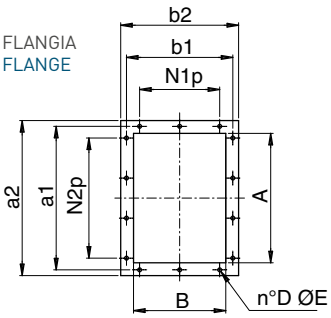

RETE
GUARD

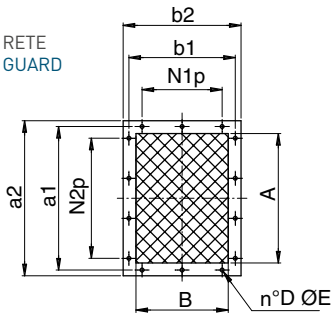

GIUNTO
FLEXIBLE
CONNECTOR

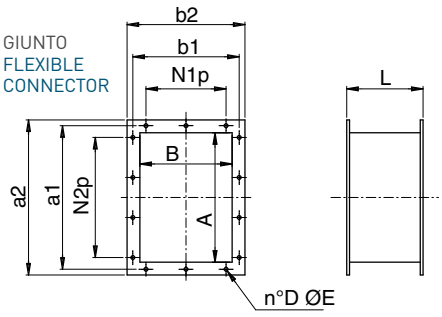

Flangia Flange	Rete Guard	Giunto Connector	Tipo Type	A	B	a1	b1	a2	b2	N1 x p	N2 x p	n° D	ØE	L
5B01324	**5RE3138**	**5SU3138**	**400**	258	185	292	219	328	255	1 x 112	2 x 112	10	12	145
5B01365	**5RE1130**	**5SU1130**	**450**	288	205	332	249	368	285	1 x 125	2 x 125	10	12	145
5B01362	**5RE1348**	**5SU3148**	**500**	322	229	366	273	402	309	1 x 125	2 x 125	10	12	145
5B01340	**5RE1023**	**5SU3501**	**560**	361	256	405	300	441	336	1 x 125	2 x 125	10	12	145
5B01344	**5RE1020**	**5SU4023**	**630**	404	288	448	332	484	368	2 x 125	3 x 125	14	12	145
5B01348	**5RE1006**	**5SU5601**	**710**	453	322	497	366	533	402	2 x 125	3 x 125	14	12	145
5B01381	**5RE1024**	**5SU1181**	**800**	507	361	551	405	587	441	2 x 125	3 x 125	14	12	145
5B08104	**5RE1004**	**5SU4021**	**900**	569	404	629	464	669	504	2 x 160	3 x 160	14	14	180
5B01310	**5RE1035**	**5SU1402**	**1000**	638	453	698	513	738	553	2 x 160	3 x 160	14	14	180
5B01390	**5RE1009**	**5SU1101**	**1120**	715	507	775	567	815	607	2 x 160	4 x 160	16	14	180
5B01392	**5RE3079**	**5SU3079**	**1250**	801	569	871	639	921	689	2 x 200	3 x 200	14	14	180
5B01360	**5RE9003**	**5SU9003**	**1400**	898	638	968	708	1018	758	3 x 200	4 x 200	18	14	180
5B08100	**5RE1128**	**5SU1128**	**1600**	1007	715	1077	785	1127	835	3 x 200	4 x 200	18	14	180
5B01399	**5RE1399**	**5SU1399**	**1120**	1130	801	1210	881	1270	941	3 x 200	5 x 200	20	18	180
5B01413	**5RE1413**	**5SU1413**	**1250**	1267	898	1347	978	1407	1038	4 x 200	6 x 200	24	18	180
5B01405	**5RE3078**	**5SU3078**	**1400**	1421	1007	1501	1087	1561	1147	4 x 200	6 x 200	24	18	180

Dimensioni in mm | Dimensions in mm